

BROOK TAVERNER

SINCE 1912



ECLIPSE COLLECTION

CORPORATE CLOTHING 2023/24



**BROOK
TAVERNER**

SINCE 1912

ECLIPSE COLLECTION

DESIGN-LED

With design in its DNA, providing the perfect mix of form and function. Ideal for companies looking to present a stylish edge to their staff. This range combines fine tailored lines, fashionable pin dot weaves and a durable Teflon coating - providing the perfect mix of form and function. Our Eclipse Collection delivers on trend, on time and on budget.



BROOK TAVERNER

SINCE 1912

ECLIPSE / WOMEN'S JACKETS

VEGA Tailored Fit Jacket	128
CORDELIA Tailored Fit Jacket	130
ARIEL Slim Fit Jacket	129

TROUSERS

NEW ROSALIND High Waist Trouser	132 - 133
OPHELIA Slim Leg Trouser	133
BIANCA Tailored Leg Trouser	133

WAISTCOAT, SKIRT & DRESSES

JULIET Skirt	131
LARISSA Tailored Fit Waistcoat	131
PORTIA Dress	134

ECLIPSE FLEXIBLE LOOKS

Options for wearability	135
-------------------------	-----

ECLIPSE / MEN'S JACKETS

PEGASUS Slim Fit Jacket	136
PHOENIX Tailored Fit Jacket	137

TROUSERS

PEGASUS Slim Fit Trouser	139
PHOENIX Tailored Fit Trouser	138

WAISTCOAT







PROTEUS Tailored Fit Waistcoat	137
--------------------------------	-----

COLLECTION SUMMARY

COLOUR CHOICE AND AFTERCARE

Eclipse Collection & Fabric Information	140 - 143
---	-----------

14 MIX & MATCH STYLES / SLIM & TAILORED FITS / 4 COLOURS

 <p>64% Recycled Polyester 34% Viscose 2% Lycra</p>	 <p>High Level of Stretch</p>	 <p>Machine Washable</p>	 <p>Midweight Fabric</p>	 <p>Durable - Martindale Test > 100,000 rubs</p>	 <p>High Level of Stain Resistance</p>
--	--	---	---	---	---

 <p>15 Recycled bottles used per suit</p>	 <p>OEKO-TEX® STANDARD 100</p>	 <p>LYCRA</p>	 <p>Teflon</p>
--	---	--	---

PARTICULARLY SUITABLE FOR:

 Office teams	 Hotels	 Front of house	 Retail	 Hospitality	 Health sectors	 Education	 Facilities Management	 Security	 Car Dealerships	 Warehouse & Distribution	 Housekeeping
--	--	--	--	---	--	---	---	--	---	--	--



New Rosalind trouser styled with Ariel jacket and Prosecco blouse



A. Navy Pin Dot

B. Navy

C. Charcoal Pin Dot

D. Black

VEGA

TAILORED FIT JACKET

VEGA JACKET

TAILORED FIT
C. Charcoal Pin Dot

Sizes:
6 - 16 short
6 - 24 regular
6 - 16 long

Code & Colours:
2356 A, B, C, D

Centre back length at size
12R = 50cm



15 Recycled bottles
used per suit



High Level
of Stretch



High Level of
Stain Resistance

Collarless styling

Curved front
& back seams

2 internal
jett pockets

Tailored fit

Curved
vents

ON POINT STYLE, ON BRAND PERSONALITY

Add some individuality to a confident uniform with a modern edge-to-edge style!

ARIEL JACKET

SLIM FIT

A. Navy Pin Dot

Sizes:

6 - 16 short

4 - 24 regular

6 - 16 long

Code & Colours:

2272 A, B, C, D

Centre back length at size
12R = 55.5cm

Peak lapels

High level
of stretch

1 button

Slim fit

Centre vent

ECLIPSE



VEGA - Tailored Fit
2356 A, B, C, D



ARIEL - Slim Fit
2272 A, B, C, D



CORDELIA JACKET
TAILORED FIT
B. Navy

2 button jacket, centre vent.

Sizes:
6 - 18 short
4 - 30 regular
6 - 18 long

Code & Colours:
2273 A, B, C, D

Centre back length at size
12R = 63cm

LARISSA WAISTCOAT
TAILORED FIT
D. Black

Notch lapels, 5 button front,
cloth backed, 2 welt pockets.


Sizes:
6 - 24 regular

Code & Colours:
2293 A, B, C, D

Centre back length at size
12R = 51cm



LARISSA - Tailored Fit
2293 A, B, C, D



ECLIPSE



CORDELIA - Tailored Fit
2273 A, B, C, D

**STYLE WITH
SUSTAINABILITY**

Each suit from the Eclipse Collection saves 15 bottles
from landfill or our oceans.


15 Recycled bottles
used per suit


High Level
of Stretch


High Level of
Stain Resistance

JULIET SKIRT
STRAIGHT
D. Black

Straight skirt, rear panel detail
with centre vent, full stretch lining.

Sizes:
4 - 24 regular - 22"
8 - 30 long - 25"

Code & Colours:
2275 A, B, C, D



ROSALIND TROUSER

HIGH WAIST, TAPERED LEG



NEW

ROSALIND TROUSER

HIGH WAIST, TAPERED LEG

A. Navy Pin Dot

Sizes:
6 - 20 waist in leg lengths
S-27", R-29", L-31", XL-33" & 36" unfinished

Code & Colours:
2381 A, B, C, D

Half hem width at size
12R = 18cm

High-waisted with grown on waistband

2 side pockets

4 darts front and back


Midweight fabric

Tapered leg

Available in 4 leg lengths and unfinished

Rear vent detail
Zip fastening with hook & bar

SLIM & TAILORED LEG TROUSERS



ROSALIND TROUSER

HIGH WAIST, TAPERED LEG

A. Navy Pin Dot

OPHELIA TROUSER

SLIM LEG

A. Navy Pin Dot

Mid-waisted, side pockets, mock hip pockets.

Sizes:
4 - 24 waist in leg lengths
S-27", R-29", L-31", XL-33" & 36" unfinished

Code & Colours:
2276 A, B, C, D

Half hem width at size
12R = 16cm

BIANCA TROUSER

TAILORED LEG

C. Charcoal Pin Dot

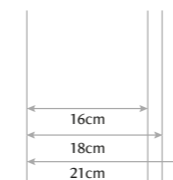
Mid-waisted, side pockets, mock hip pockets.

Sizes:
6 - 30 waist in leg lengths
S-27", R-29", L-31", XL-33" & 36" unfinished

Code & Colours:
2277 A, B, C, D

Half hem width at size
12R = 21cm

3 Trousers hem widths



15 Recycled bottles used per suit

14% STRETCH
High Level of Stretch

High Level of Stain Resistance

ECLIPSE

WE CRAFT THE CLOTHES, YOU MAKE THEM

Designed with the wearer in mind, Eclipse promises a stylish solution for any modern team.

PORTIA DRESS

B. Navy

Short sleeve,
centre back vent,
waistline darts.

Sizes:
4 - 24 regular
8 - 20 long

Code & Colours:
2274 A, B, C, D

Centre back length at size
12R = 97cm



15 Recycled bottles
used per suit



High Level
of Stretch



High Level of
Stain Resistance

ECLIPSE

DON'T HOLD BACK ON STYLISH COMBINATIONS

Designed to encourage individuality, our versatile range of corporate fashion delivers the freedom of choice when creating the perfect uniform.

Our tailored lines look sharp worn as full suits and can be paired with styles from our Casuals & Separates for a more relaxed feel. Shirts & Blouses add a further layer of flexibility with a host of complementary options that can take a uniform in any direction.

With endless amounts of mix & match opportunities, the choice really is yours!



CREATE UNIFORM LOOKS FOR A VARIETY OF MARKET SECTORS INCLUDING:



ECLIPSE

PEGASUS JACKET

SLIM FIT
B. Navy

Sizes:
34" - 44" short
34" - 46" regular
34" - 44" long

Code & Colours:
3551 A, B, C, D

Centre back length at size
40R = 76cm



Slim peak lapels

Slim fit

1 button

Twin rear vents



PEGASUS - Slim Fit
3551 A, B, C, D



PHOENIX - Tailored Fit
3552 A, B, C, D



PROTEUS - Tailored Fit
1449 A, B, C, D

PHOENIX JACKET

TAILORED FIT
C. Charcoal Pin Dot

2 button jacket, twin rear vents.

Sizes:
36" - 48" short
34" - 56" regular
38" - 48" long

Code & Colours:
3552 A, B, C, D

Centre back length at size
40R = 77cm

LOOK & FEEL ON TOP OF YOUR GAME

PROTEUS WAISTCOAT

TAILORED FIT
A. Navy Pin Dot

Notch lapels, 5 button front,
cloth backed, 2 welt pockets.

Sizes:
34" - 56" regular

Code & Colours:
1449 A, B, C, D

Centre back length at size
40R = 62cm



PHOENIX

TAILORED FIT TROUSER



PHOENIX TROUSER

TAILORED FIT

B. Navy

Sizes:

28" - 52" waist in leg lengths

S-29.5", R-31.5", L-33"

& 36" unfinished

Code & Colours:

8755 A, B, C, D

Half hem width at waist size 34" = 21cm

2 side pockets

1 rear pocket

Flat front

Tailored fit

Midweight fabric

Available in 3 leg lengths and unfinished

SLIM & TAILORED FIT TROUSERS



A. Navy Pin Dot

C. Charcoal Pin Dot

PEGASUS TROUSER

SLIM FIT

D. Black

Flat front.

Sizes:

28" - 40" waist in leg lengths

S-29.5", R-31.5", L-33"

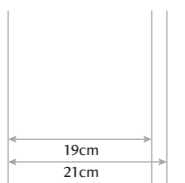
& 36" unfinished

Code & Colours:

8754 A, B, C, D

Half hem width at waist size 34" = 19cm

2 Trousers hem widths



15 Recycled bottles used per suit



High Level of Stretch



High Level of Stain Resistance

ECLIPSE

FABRIC INFORMATION

Our ECLIPSE collection is available in 4 fabric colour choices.



A. Navy Pin Dot

B. Navy

C. Charcoal Pin Dot

D. Black



64% Recycled Polyester
34% Viscose
2% Lycra



High Level of Stretch



Machine Washable



Midweight Fabric



Durable - Martindale Test > 100,000 rubs



High Level of Stain Resistance



ECLIPSE COLLECTION

GUARANTEES EXCEPTIONAL WEARABILITY IN MANY MARKET SECTORS, INCLUDING:



WOMEN'S ECLIPSE SUMMARY



VEGA JACKET

TAILORED FIT
C. Charcoal Pin Dot

Tailored fit, collarless styling with curved vents, 2 internal jett pockets, curved front/back seams.

Sizes:
6 - 16 short
6 - 24 regular
6 - 16 long

Code & Colours:
2356 A, B, C, D

Centre back length at size
12R = 50cm



ARIEL JACKET

SLIM FIT
A. Navy Pin Dot

1 button jacket, centre vent.

Sizes:
6 - 16 short
4 - 24 regular
6 - 16 long

Code & Colours:
2272 A, B, C, D

Centre back length at size
12R = 55.5cm



CORDELIA JACKET

TAILORED FIT
C. Charcoal Pin Dot

2 button jacket, centre vent.

Sizes:
6 - 18 short
4 - 30 regular
6 - 18 long

Code & Colours:
2273 A, B, C, D

Centre back length at size
12R = 63cm



LARISSA WAISTCOAT

TAILORED FIT
D. Black

Notch lapels, 5 button front, cloth backed, 2 welt pockets.

Sizes:
6 - 24 regular

Code & Colours:
2293 A, B, C, D

Centre back length at size
12R = 51cm



JULIET SKIRT

STRAIGHT
C. Charcoal Pin Dot

Straight skirt, rear panel detail with centre vent, full stretch lining.

Sizes:
4 - 24 regular - 22"
8 - 30 long - 25"

Code & Colours:
2275 A, B, C, D



ROSALIND TROUSER

HIGH WAIST
B. Navy

Grown on waistband, zip fastening with hook & bar, 2 side pockets with welt openings, 4 darts front and back.

Sizes:
6 - 20 waist in leg lengths
S-27", R-29", L-31", XL-33" & 36" unfinished

Code & Colours:
2381 A, B, C, D

Half hem width at size
12R = 18cm



OPHELIA TROUSER

SLIM LEG
A. Navy Pin Dot

Mid-waisted, side pockets, mock hip pockets.

Sizes:
4 - 24 waist in leg lengths
S-27", R-29", L-31", XL-33" & 36" unfinished

Code & Colours:
2276 A, B, C, D

Half hem width at size
12R = 16cm



BIANCA TROUSER

TAILORED LEG
C. Charcoal Pin Dot

Mid-waisted, side pockets, mock hip pockets.

Sizes:
6 - 30 waist in leg lengths
S-27", R-29", L-31", XL-33" & 36" unfinished

Code & Colours:
2277 A, B, C, D

Half hem width at size
12R = 21cm



PORTIA DRESS

C. Charcoal Pin Dot

Short sleeve, centre back vent, waistline darts.

Sizes:
4 - 24 regular
8 - 20 long

Code & Colours:
2274 A, B, C, D

Centre back length at size
12R = 97cm

MEN'S ECLIPSE SUMMARY



PEGASUS JACKET
SLIM FIT
C. Charcoal Pin Dot
1 button jacket, twin rear vents.
Sizes:
34" - 44" short
34" - 46" regular
34" - 44" long
Code & Colours:
3551 A, B, C, D
Centre back length at size
40R = 76cm



PEGASUS TROUSER
SLIM FIT
A. Navy Pin Dot
Flat front.
Sizes:
28" - 40" waist in leg lengths
S-29.5", R-31.5", L-33" & 36" unfinished
Code & Colours:
8754 A, B, C, D
Half hem width at waist size
34" = 19cm



PHOENIX JACKET
TAILORED FIT
A. Navy Pin Dot
2 button jacket, twin rear vents.
Sizes:
36" - 48" short
34" - 56" regular
38" - 48" long
Code & Colours:
3552 A, B, C, D
Centre back length at size
40R = 77cm



PHOENIX TROUSER
TAILORED FIT
C. Charcoal Pin Dot
Flat front.
Sizes:
28" - 52" waist in leg lengths
S-29.5", R-31.5", L-33" & 36" unfinished
Code & Colours:
8755 A, B, C, D
Half hem width at waist size
34" = 21cm



PROTEUS WAISTCOAT
TAILORED FIT
C. Charcoal Pin Dot
Notch lapels, 5 button front, cloth backed, 2 welt pockets.
Sizes:
34" - 56" regular
Code & Colours:
1449 A, B, C, D
Centre back length at size
40R = 62cm



WASHCARE INSTRUCTIONS



Wool
Cycle



Wash
Separately



Reshape
garments
naturally



Do NOT
tumble dry




Cool iron over
damp cloth



Alternatively,
garments can
be dry cleaned



**SUSTAINABLE FABRICS.
ON TREND STYLES.
MAKE BUSINESS FEEL GOOD.**



A. Navy Pin Dot

B. Navy

C. Charcoal Pin Dot

D. Black

BROOK TAVERNER

SINCE 1912



ECLIPSE COLLECTION

www.brooktaverner.com

